


INSTRUCTIONS:

1) Cut along black solid lines.

2) Fold on dashed lines to have a flap to lay on your shelf. Or cut along the dashed line for no flap.

Fold

Fire Power

 **WINE ENTHUSIAST**
MAGAZINE NOV 2016 ISSUE

90 *The* **ARSONIST** *2013*
POINTS *Red Blend*

Notes from our winemaker:
“Strong, Robust
& Balanced...
This rich Red Blend
is the winemaker’s cut-
powerful & bold.”

**EDITORS’
CHOICE**

WWW.THEARSONISTWINE.COM

Fire Power

 **WINE ENTHUSIAST**
MAGAZINE NOV 2016 ISSUE

90 *The* **ARSONIST** *2013*
POINTS *Red Blend*


“Strong, Robust
& Balanced...
This rich Red Blend
is the winemaker’s cut-
powerful & bold.”

**EDITORS’
CHOICE**

WWW.THEARSONISTWINE.COM

Fold

Fire Power

 **WINE ENTHUSIAST**
MAGAZINE NOV 2016 ISSUE


90 *The* **ARSONIST** *2013*
POINTS *Red Blend*

“Strong, Robust
& Balanced...
This rich Red Blend
is the winemaker’s cut-
powerful & bold.”

**EDITORS’
CHOICE**

WWW.THEARSONISTWINE.COM

Fire Power

 **WINE ENTHUSIAST**
MAGAZINE NOV 2016 ISSUE

90 *The* **ARSONIST** *2013*
POINTS *Red Blend*

“Strong, Robust
& Balanced...
This rich Red Blend
is the winemaker’s cut-
powerful & bold.”

**EDITORS’
CHOICE**

WWW.THEARSONISTWINE.COM